
FEATURES & BENEFITS

OPTIONS

To see all options for this model, visit www.hawSCO.com



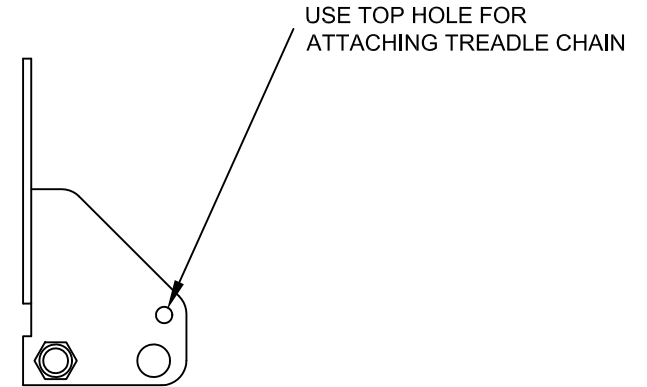
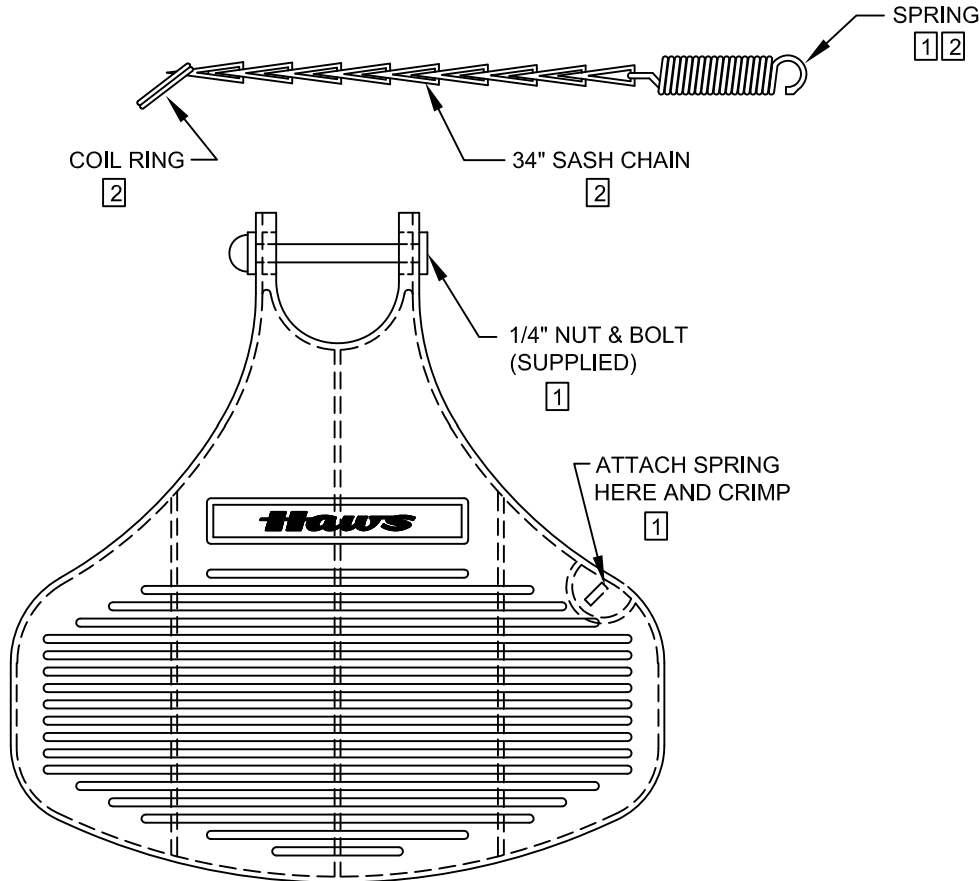
SPECIFICATIONS

Model SP220 is a complete foot control assembly, including chain, clamp, nut, ring, screw, spring and treadle. For use on pedestal and combination units.

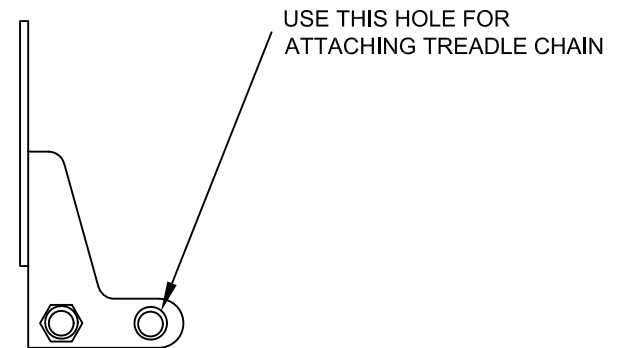
APPLICATIONS

NOTES: FOOT TREADLE ASSEMBLY

- 1 HOOK SPRING THROUGH SLOTTED OPENING OF TREADLE FROM TOP AND CRIMP SECURING IT TO THE TREADLE. INSERT BOLT PROVIDED THROUGH HOLE IN FLOOR FLANGE.
- 2 DEPENDING ON TYPE OF FLAG STYLE, ATTACH COIL RING USING EITHER VIEW A OR VIEW B THEN TRIM SASH CHAIN TO NECESSARY LENGTH IN ORDER TO PROVIDE NORMAL OPERATION. CRIMP END OF SPRING TO SASH CHAIN.



STYLE A



STYLE B

| | | | | |
|---|--------------|--------|---|----------------------|
|  | | | 1455 KLEPPE LANE SPARKS, NEVADA 89431 (775) 359-4712 FAX (755) 359-7424 E-MAIL: HAWS@HAWS.CO.COM WEBSITE: WWW.HAWS.CO.COM | |
| ECN NO.: | REVISED PER: | BY: | MODEL(S) | PART NUMBER |
| ECN: 4580 | HM | | SP220 | 0002080330 |
| DRAWN: | DATE: | CHKD.: | FOOT TREADLE ASSEMBLY | DRAWING NO. |
| D. OLLOM | 09/96 | | | 12508C00 |
| APPROVED: | DATE: | | SCALE: 1:1 | INSTALLATION |
| | | | DRAWING TYPE: | SIZE: A SHEET 1 OF 1 |
| | | | | REV 2 |