



# INSTALLATION, OPERATION & MAINTENANCE INSTRUCTIONS

1455 Kleppe Lane ♦ Sparks, NV 89431-6467 ♦ (775) 359-4712 ♦ Fax (775) 359-7424  
E-mail: [haws@hawsco.com](mailto:haws@hawsco.com) ♦ website: [www.hawsco.com](http://www.hawsco.com)

No. 2080140(4)

## Model 8355WCC Pull-Down Shower Eye/Face Wash

**NOTE TO INSTALLER: Please leave this information with the Maintenance Department.**

### LIMITED WARRANTY

HAWS warrants that this specific product is guaranteed against defective material or poor workmanship for a period of **one year from date of shipment**. HAWS liability under this warranty shall be discharged by furnishing without charge F.O.B. HAWS Factory any goods, or part thereof, which shall appear to the Company upon inspection to be of defective material or not of first class workmanship, provided that claim is made in writing to Haws within a reasonable period after receipt of the product. Where claims for defects are made, the defective part or parts shall be delivered to the Company, prepaid, for inspection. HAWS will not be liable for the cost of repairs, alterations or replacements, or for any expense connected therewith made by the owner or his agents, except upon written authority from HAWS, Sparks, Nevada. HAWS will not be liable for any damages caused by defective materials or poor workmanship, except for replacements, as provided above. Buyer agrees that Haws has made no other warranties either expressed or implied in addition to those above stated, except that of title with respect to any of the products or equipment sold hereunder and that HAWS shall not be liable for general, special, or consequential damages claimed to arise under the contract of sale.

The emergency equipment manufactured by HAWS is warranted to function if installation and maintenance instructions provided are adhered to. The units also must be used for the purpose for which they were intended. This product is intended to supplement first-aid treatment. Due to widely varying conditions, Haws cannot guarantee that the use of this emergency equipment will prevent serious injury or the aggravation of existing or prior injuries.

**NO OTHER WARRANTIES EXPRESSED OR IMPLIED ARE AUTHORIZED, PROVIDED OR GIVEN BY HAWS.**

**SHOULD YOU EXPERIENCE DIFFICULTY WITH THE INSTALLATION OF THIS MODEL PLEASE CALL:**

**TECHNICAL SUPPORT: 1-800-766-5612**

**FOR CUSTOMER SERVICE: 1-888-640-4297**

**RECOMMENDED TOOLS:** Adjustable wrench, pipe wrench, pipe joint sealant, Phillips screw driver, ¼" hex key wrench.

**LOCATION OF UNIT:** The Model 8355WCC Pull-Down Shower Eye/face wash should be installed in close proximity to potential accident areas. It should be clearly identified free from obstructions and easy to access. See ANSI Z358.1 guidelines for more information.

**SUPPLY LINE:** The minimum recommended line size is 1" IPS with 30-90 psi (2-6 ATM) flowing pressure at supply inlet. Where sediment or mineral content is a problem, an inlet filter is recommended.

**PLUMBING CONNECTIONS:** Inlet supply is male 1" IPS, no drain.

### INSTALLATION PROCEDURE

Refer to installation drawing for clarification. Check Parts list to ensure all required parts are included.

1. Install all items at dimensions shown in installation drawing beginning with valve assembly.
2. Once valve assembly is installed, install mounting frame(s) over valve assembly.
3. **IMPORTANT:** Shower head must be positioned in-line with eye/facewash head to allow for simultaneous use by the same user per ANSI Z358.1.
4. Install remaining items to dimensions shown.

### CLEANING INSTRUCTIONS FOR STAINLESS BEAD-BLASTED PRODUCTS

Haws recommended cleaning procedure for stainless bead blasted products is as follows:

1. Use a stainless steel polish and cleaner for removing stains and finger prints.
2. Spray cleaner onto stainless surfaces and wipe dry with clean cloth. Cleaned

### INCLUDED PARTS

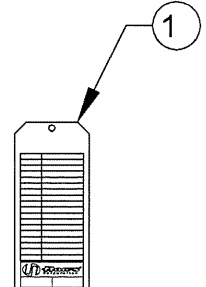
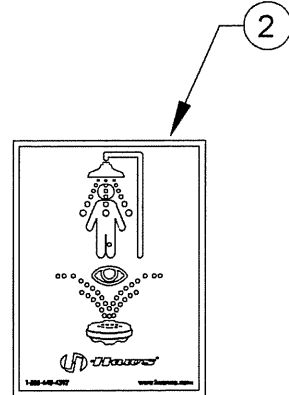
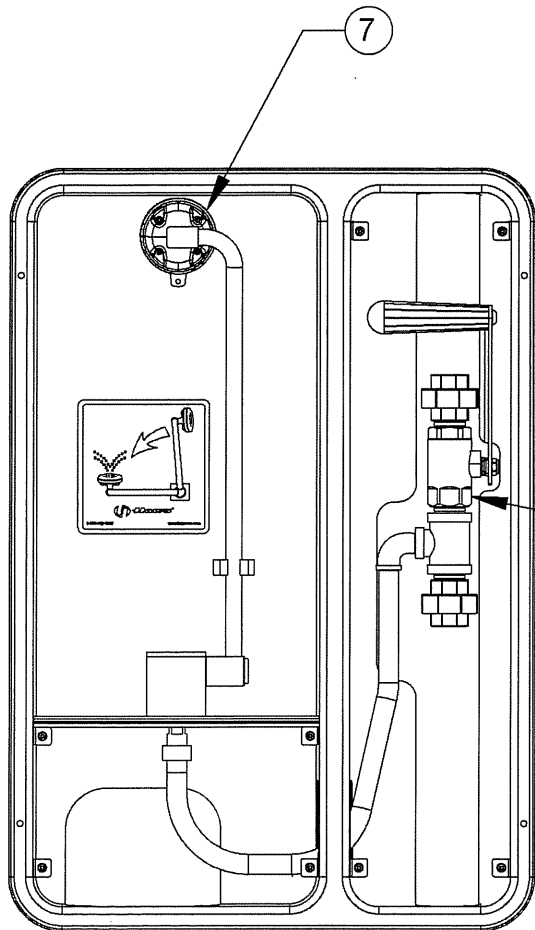
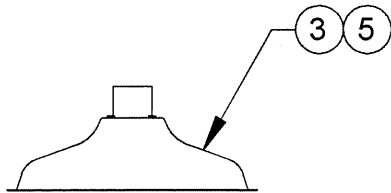
MODEL PACKAGE	QUANTITY	ITEMS INCLUDED
8355WCC	1	Mounting Frame/Eyewash assembly
	1	Valve assembly
	1	Handle/screw assembly
	1	Showerhead
	1	Escutcheon
	1	1" x 5" Nipple
	1	1" X 22" Nipple
	1	1" Elbow
	1	Emergency Eyewash/shower sign
	1	Test Tag

<b>TROUBLESHOOTING</b>	
<b>PROBLEM</b>	<b>REPAIR CHECKLIST</b>
1. No flow.	1. Check the main shut-off valve.
2. Insufficient water flow at eye/face wash.	2a. Verify minimum 30 psi (2 ATM) flowing supply line pressure.  b. Probable clogging of flow control due to inadequate line flushing. Unscrew eye/face wash head and remove the four screws to disassemble the head. Clean the flow control and reassemble head.  c. Remove cap located on L-strainer using a 1/4" allen wrench to access and clean filter screen.
3. Eye/face wash streams do not meet desired eye level.	3a. Possible blocked flow control, see above solution.  b. Possible non-leveled eye/face wash assembly.  c. Possible low supply pressure.
4. Insufficient water flow at the showerhead, however, eye/face wash is sufficient.	4. Probable clogging of flow control inside showerhead. Remove showerhead by unscrewing it and clean rubber flow control.

For more information about Haws products, see our website: [www.hawsc.com](http://www.hawsc.com).

ITEM	DESCRIPTION
1	SP170 TEST TAG
2	SP178 SHOWER/EYEWASH SIGN
3	SP829SS SHOWER HEAD
4	1" IPS SHOWER BALL VALVE
5	FLOW CONTROL 0003138392.3
6	DELETED
7	SP65PD EYE/FACE WASH
--	VRK 7650 VALVE REPAIR KIT

# PARTS BREAKDOWN



 <b>Haws</b> <sup>®</sup>		1455 KLEPPE LANE SPARKS, NEVADA 89431 (775) 359-4712 FAX (775) 359-7424 E-MAIL: HAWS@HAWS.CO.COM WEBSITE: WWW.HAWS.CO.COM	
		ECN NO. 4290 REVISED PER: ECN: 4734 BY: HM	MODEL(S) 8355WCC
DRAWN: I. ROBERTS DATE: 1/13/10 APPROVED: [Signature]		PULLDOWN SHOWER EYE/FACE WASH	
SCALE: 1/4		DRAWING TYPE: PARTS BREAKDOWN	
SIZE: A		SHEET 1 OF 1	

**WHEN ORDERING PARTS PLEASE SPECIFY YOUR MODEL NUMBER**

