


FEATURES & BENEFITS

OPTIONS

To see all options for this model, visit www.hawSCO.com



SPECIFICATIONS

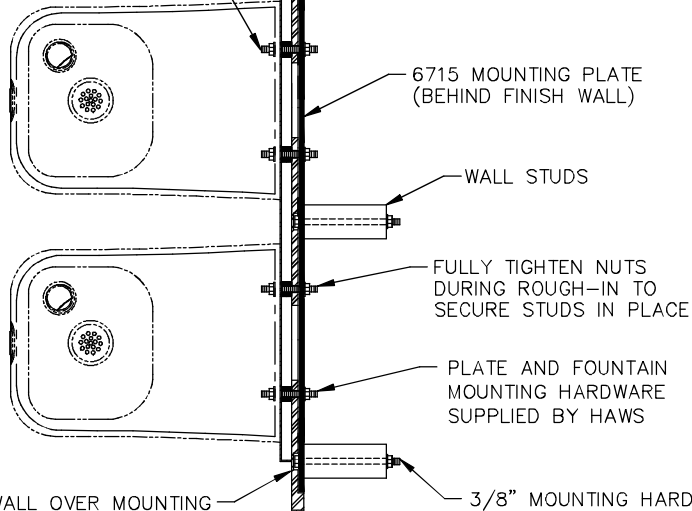
Model 6715 'Hi-Lo' mounting plate for Haws fountain model 1501 shall include a 3/16" (.47 cm) steel pre-drilled and threaded mounting plate along with all-thread studs, nuts, and washers.

APPLICATIONS

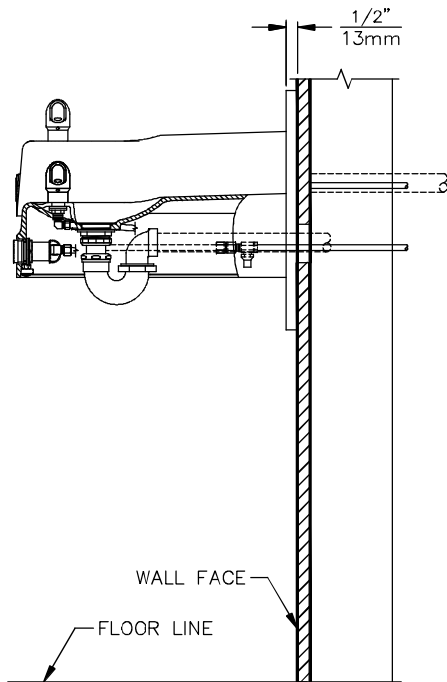
Haws produces mounting plates and frames to assist in the installation process as well as to provide solid bases for the wall mounted designed fountains. Mounting plates and frames meet the requirements solely for the specified applicable fountains and are not designed to be used in the installation of any unspecified fountain.



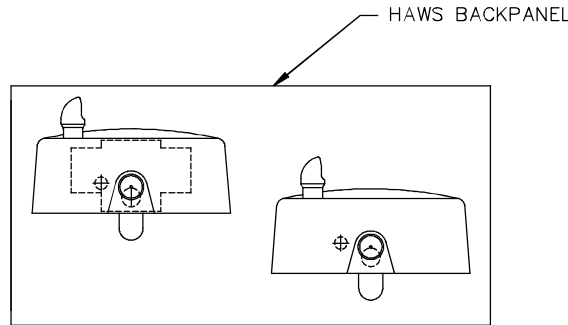
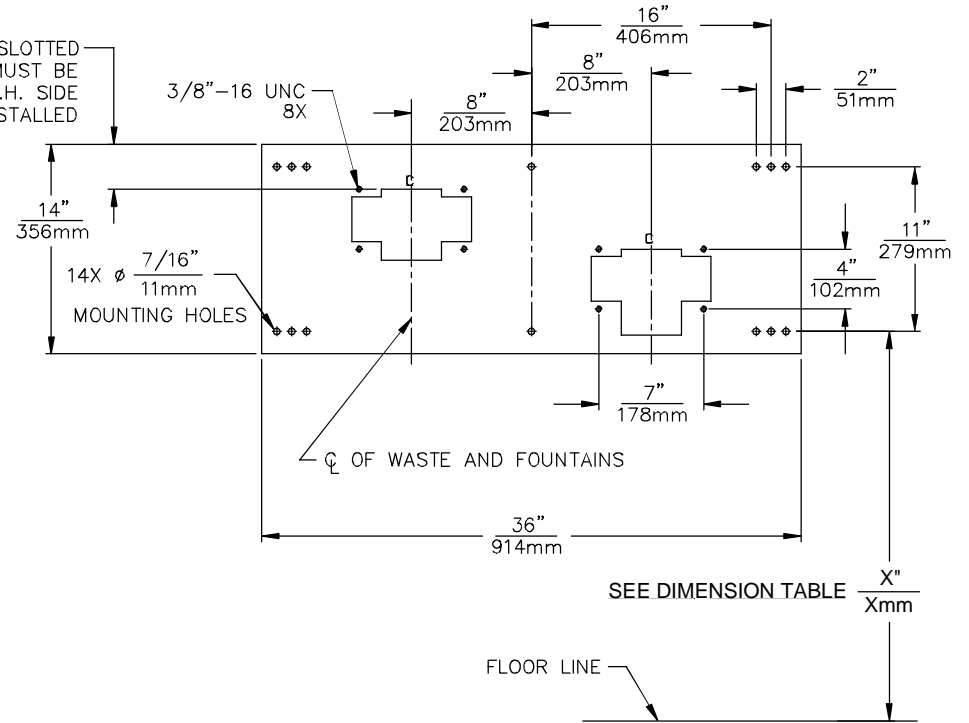
MINIMUM OF 1-1/4" (32mm) OF STUD MUST EXTEND OUT OF FINISHED WALL



FINISH WALL OVER MOUNTING PLATE AND BEHIND BACKPANEL. BE CAREFUL THAT FINISHED WALL EXTENDS WITHIN THE HAWS BACKPANEL.



3" DIM. TO SLOTTED OPENING MUST BE ON TOP L.H. SIDE WHEN INSTALLED



MODEL 1501 SHOWN

DIMENSION TABLE

MODEL	"X" DIMENSION
1085	27-1/4" [692mm]
1501	26" [660mm]
1501TRIMCA	26" [660mm]

1455 KLEPPE LANE
SPARKS, NEVADA 89431
(775) 359-4712 FAX (775) 359-7424
E-MAIL: HAWS@HAWSCO.COM
WEBSITE: WWW.HAWSCO.COM

ECN NO.	REVISED PER	BY:	MODEL(S)	PART NUMBER
		VWC	6715	000208009
DRAWN:	DATE:	CHKD.	6715	DRAWING NO.
E.V.	6/22/01		MOUNTING PLATE, DUAL	14944A00
APPROVED:	DATE:		SCALE: 1/13	DRAWING TYPE: INSTALLATION
			SIZE: A	SHEET 1 OF 1