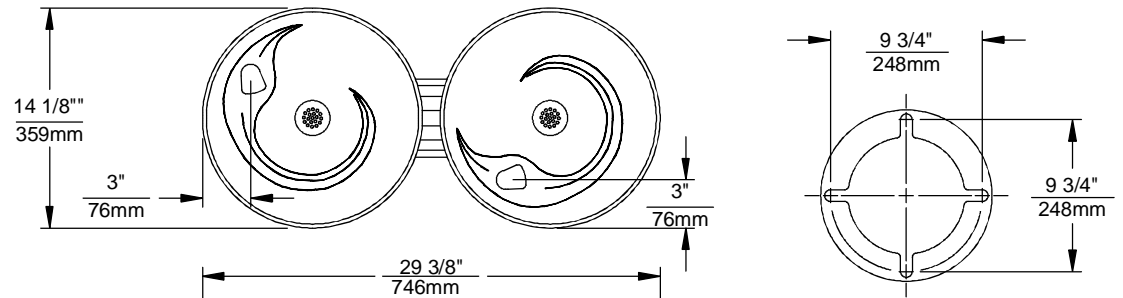
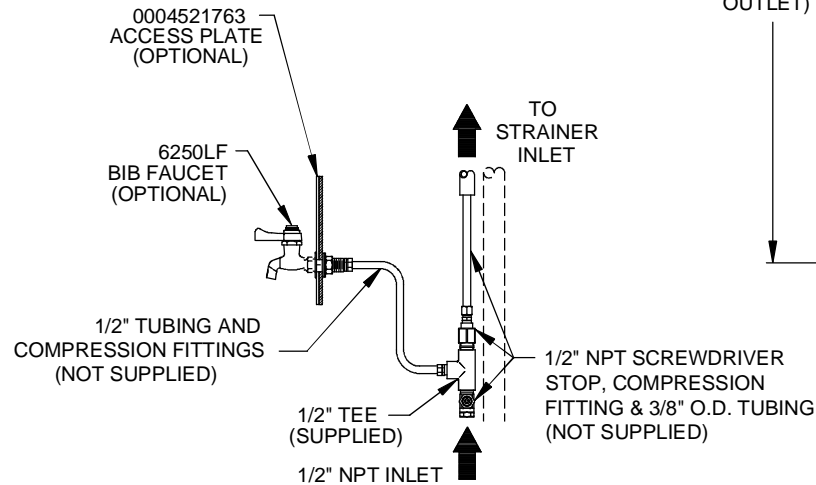


NOTES:

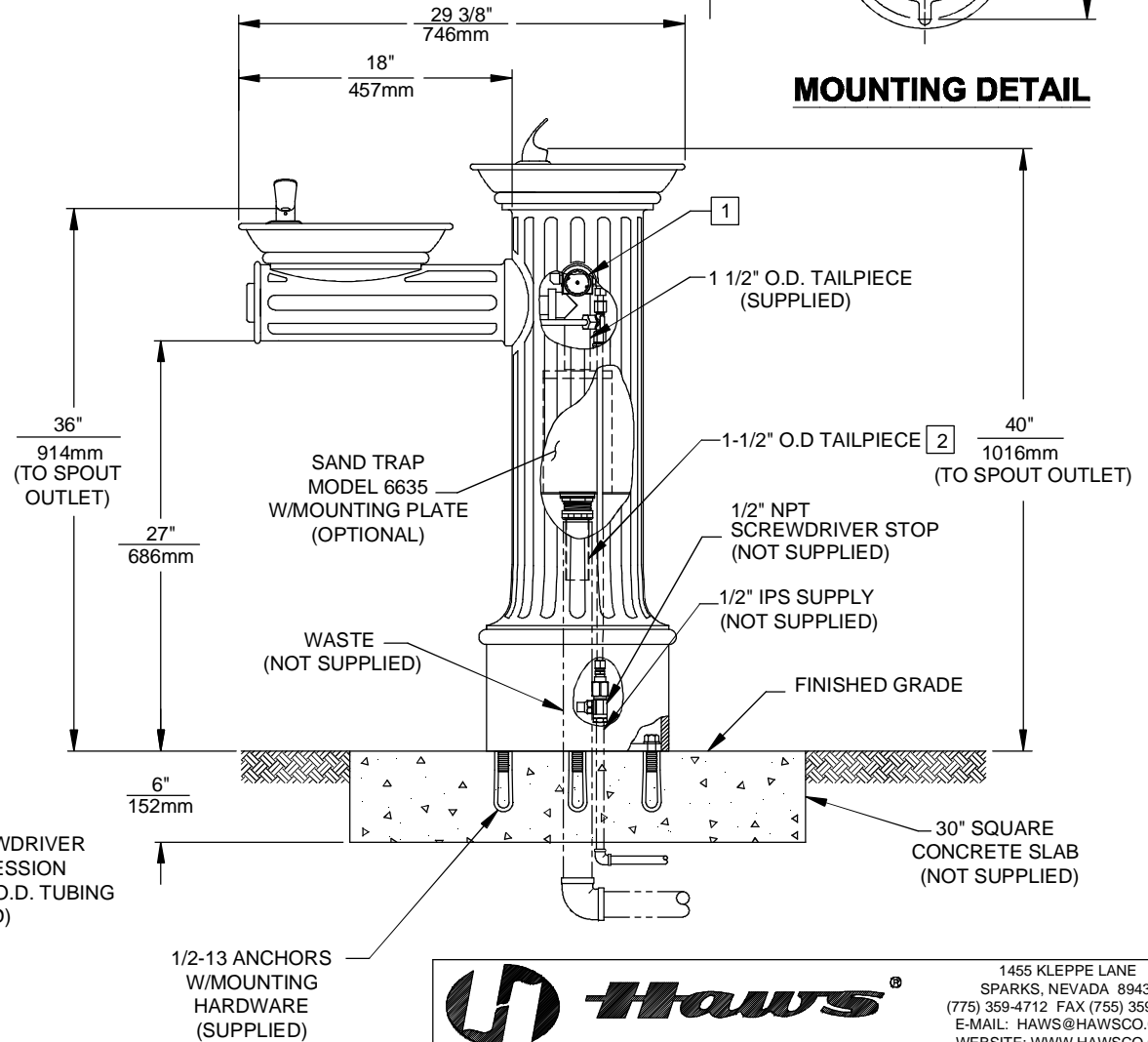
1. REFER TO 5874SS OPERATION AND MAINTENANCE MANUAL FOR PUSH BUTTON AND VALVE INSTALLATION/MAINTENANCE INSTRUCTIONS.
2. OPTIONAL SAND TRAP MODEL 6635 W/ MOUNTING PLATE AND 1-1/2" O.D. TAILPIECE. SEE MODEL 6635 FOR ADDITIONAL INSTALLATION INSTRUCTIONS.



MOUNTING DETAIL



BIB FAUCET DETAIL



1455 KLEPPE LANE
SPARKS, NEVADA 89431
(775) 359-4712 FAX (775) 359-7424
E-MAIL: HAWS@HAWS.CO.COM
WEBSITE: WWW.HAWS.CO.COM

ECN NO. REVISED PER BY: ECN: 4837 HM	MODEL(S)	3511	PART NUMBER	0002074001.D
DRAWN: P.M. DATE: 5/3/00 CHK'D:			DRAWING NO.	14681A00
APPROVED: DATE:			REV	15
SCALE: 1:14	DRAWING TYPE: INSTALLATION	SIZE: A	SHEET 1 OF 1	