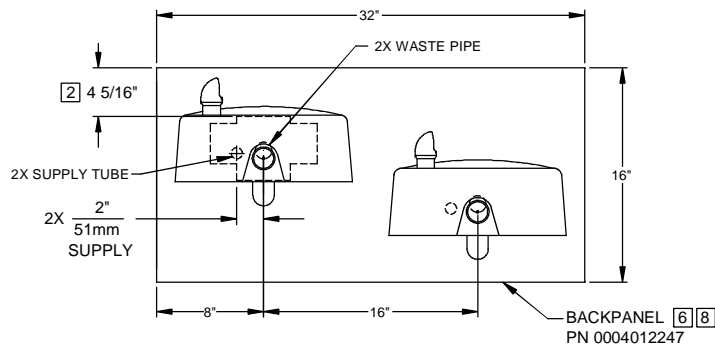
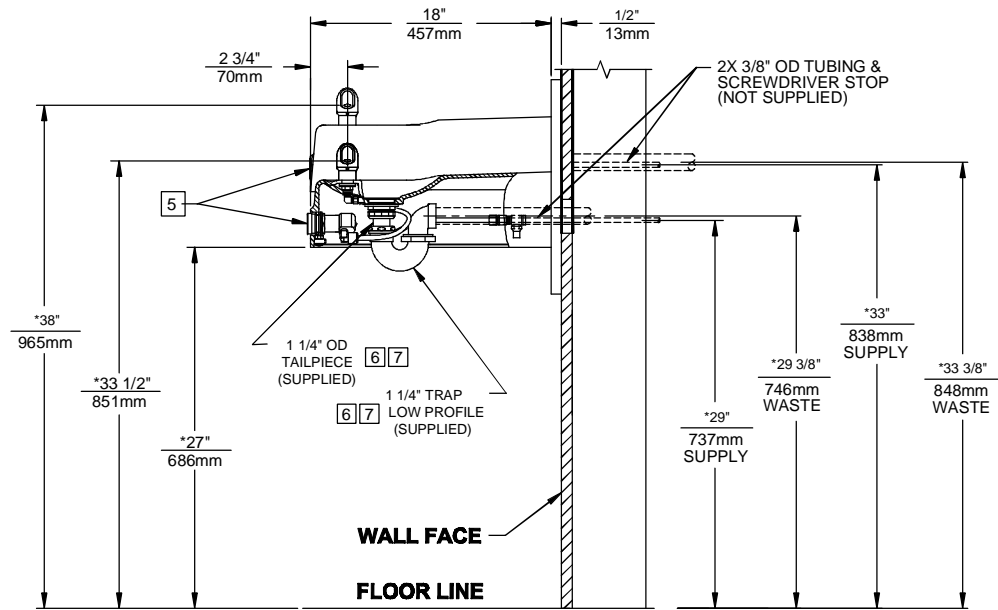
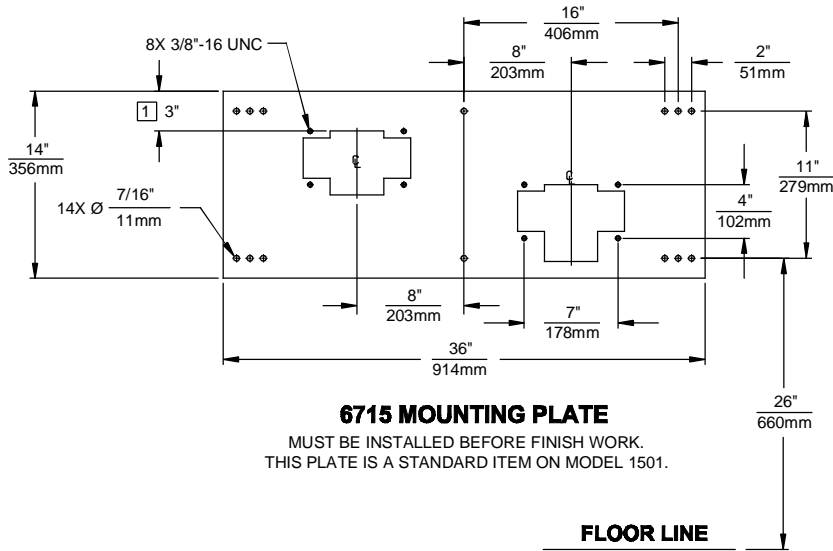
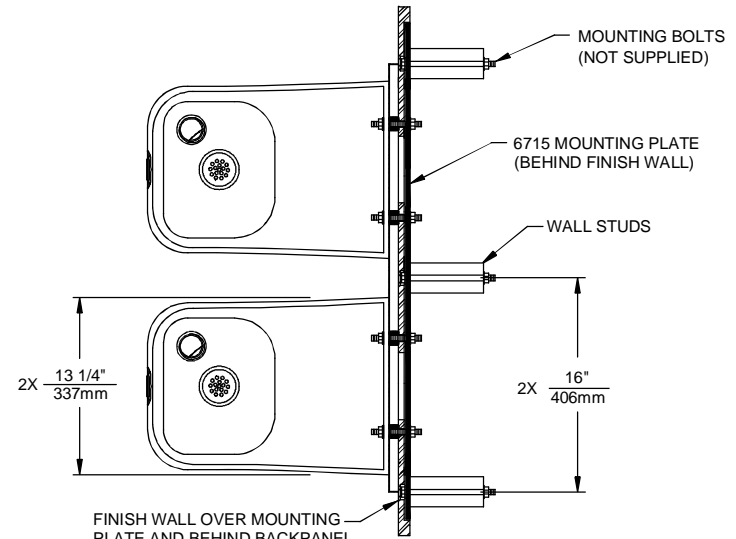


NOTES:

- 1 3" DIM TO SLOTTED OPENING ON THE MOUNTING PLATE MUST BE ON THE TOP LEFT HAND SIDE WHEN INSTALLED.
- 2 4 5/16" DIM TO SLOTTED OPENING ON THE BACKPANEL MUST BE ON TOP LEFT HAND SIDE WHEN INSTALLED.
3. HOLD ROUGH-IN DIMENSIONS ± 1/2" (12.7MM).
4. WHEN INSTALLING THIS UNIT, LOCAL, STATE, OR FEDERAL CODES SHOULD BE ADHERED TO. FOR INSTALLATION HEIGHTS OTHER THAN SHOWN, DIMENSIONS MARKED (*) MUST BE ADJUSTED ACCORDINGLY.
- 5 REFER TO 5874SS/VRK5874 OPERATION AND MAINTENANCE MANUAL FOR PUSH BUTTON AND VALVE INSTALLATION/MAINTENANCE INSTRUCTIONS.
- 6 SEE SHEET 2 FOR ALTERNATE PARTS SUPPLIED WITH OPTIONAL 1501TRIMCA.
- 7 1501TRIMCA REPLACES THE STANDARD BOTTOM PLATE, PN PBM1311, AND 1 1/4 X 1 3/4 TAILPIECE, PN 0005743542, WITH BOTTOM PLATE, PN 0004544799, AND S-SHAPED WASTE BEND, PN 0000198950 ON THE BOTTOM RIGHT FOUNTAIN ONLY. (STANDARD PARTS ARE STILL USED ON TOP LEFT FOUNTAIN.)
- 8 1501TRIMCA ALSO REPLACES THE STANDARD PAINTED BACK PANEL, PN 0004012247, WITH PAINTED BACK PANEL, PN 0004012251 (NOT SHOWN).

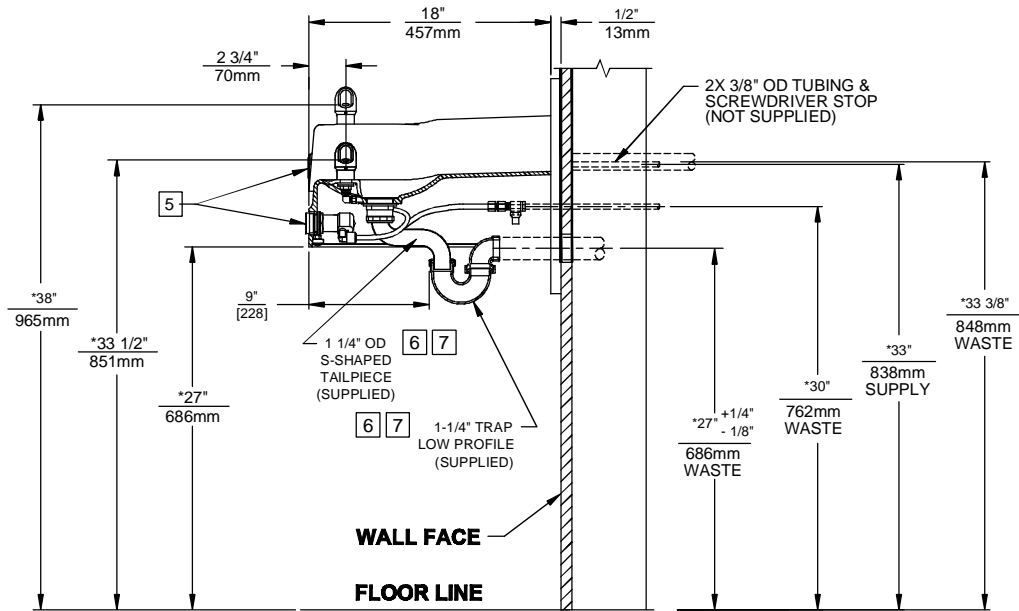
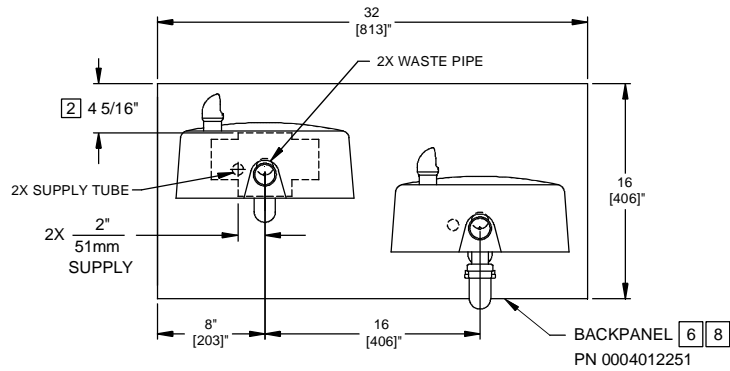
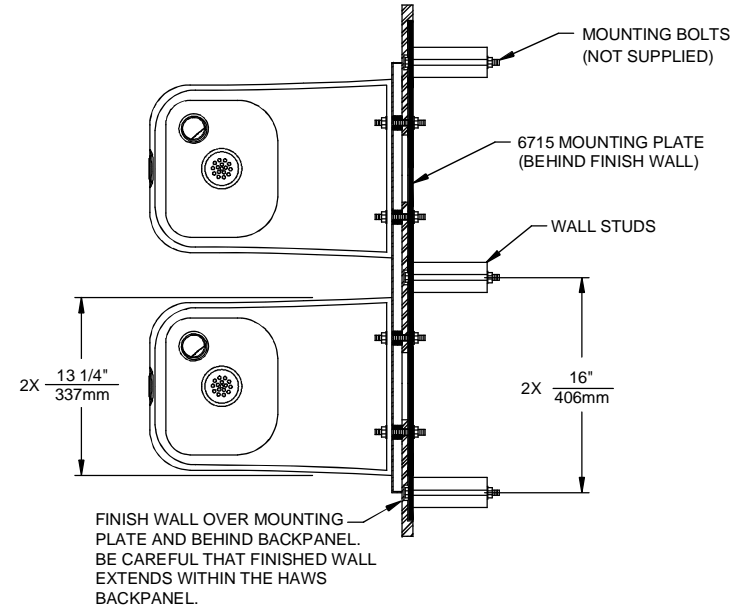


**[6][7] 1501TRIM
STANDARD INSTALLATION
(FOR ALTERNATE 1501TRIMCA
INSTALLATION SEE SHEET 2.)**



1455 KLEPPE LANE
SPARKS, NEVADA 89431
(775) 359-4712 FAX (755) 359-7424
E-MAIL: HAWS@HAWS.CO.COM
WEBSITE: WWW.HAWS.CO.COM

ECN NO. REVISED PER BY:	MODEL(S)	PART NUMBER
ECN: 5028 FV	1501	0002076988.D
DRAWN: DATE: CHKD:		DRAWING NO. REV
F. VASQUEZ 05/15/01		14939A00 13
APPROVED: DATE:	SCALE: 1:14	DRAWING TYPE: INSTALLATION
FV 08/24/15		SIZE: A SHEET 1 OF 2



[6] [7] [8] **1501TRIMCA**
(ALTERNATE INSTALLATION)

		1455 KLEPPE LANE SPARKS, NEVADA 89431 (775) 359-4712 FAX (755) 359-7424 E-MAIL: HAWS@HAWSO.COM WEBSITE: WWW.HAWSO.COM	
		ECN NO. REVISED PER BY: MODEL(S) ECN: 5028 FV DATE: 05/15/01	1501
DRAWN: F. VASQUEZ APPROVED: FV	DATE: 08/24/15	CHECKED:	PART NUMBER: 0002076988.D DRAWING NO.: 14939A00 REV: 13
SCALE: 1:14		DRAWING TYPE: INSTALLATION	SHEET 2 OF 2